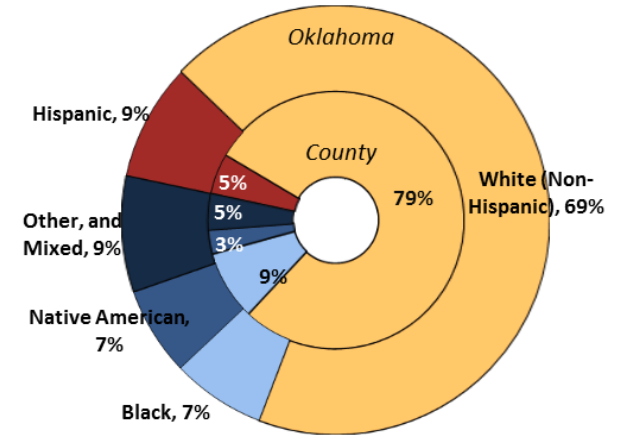
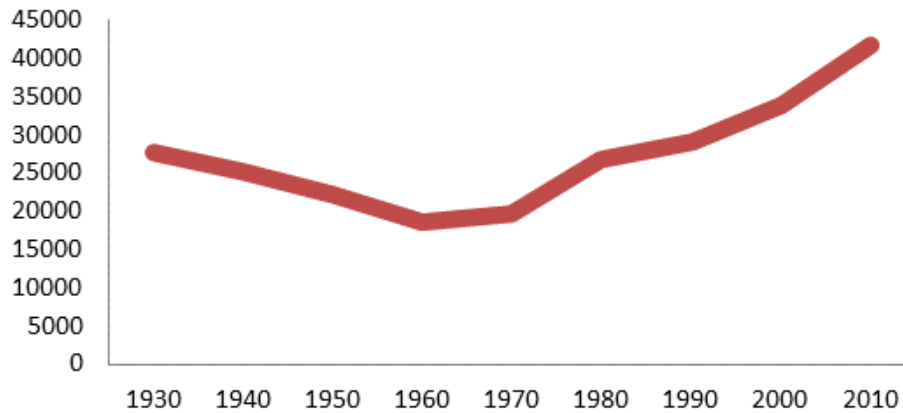


Demographics

Population **44,422** (22nd of 77) counties



Economy

Median Household Income **\$51,642** (8th)

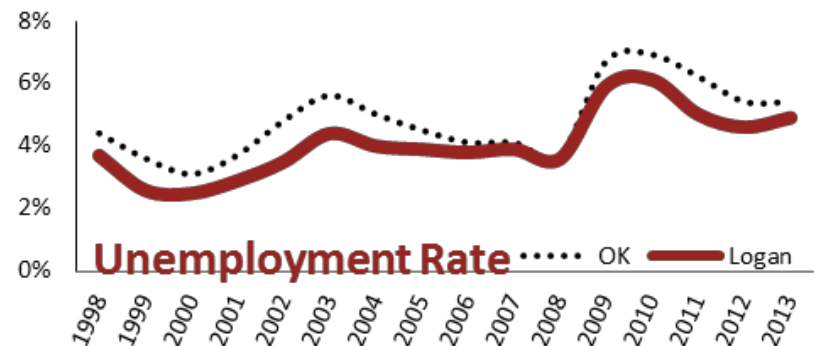
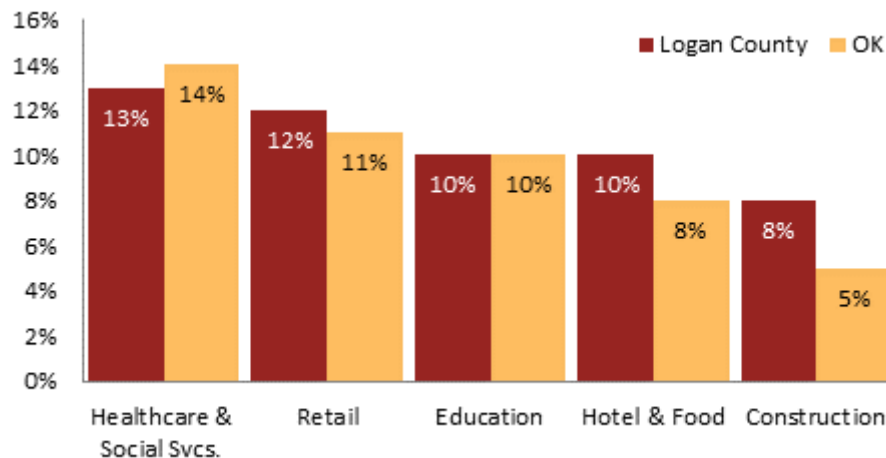
6% employed in state and local government (77th)

62% of working-age civilians in labor force (19th)

6% are employed in farming (61st)

18% of children live in poverty (67th)

Top 5 Employment Sectors

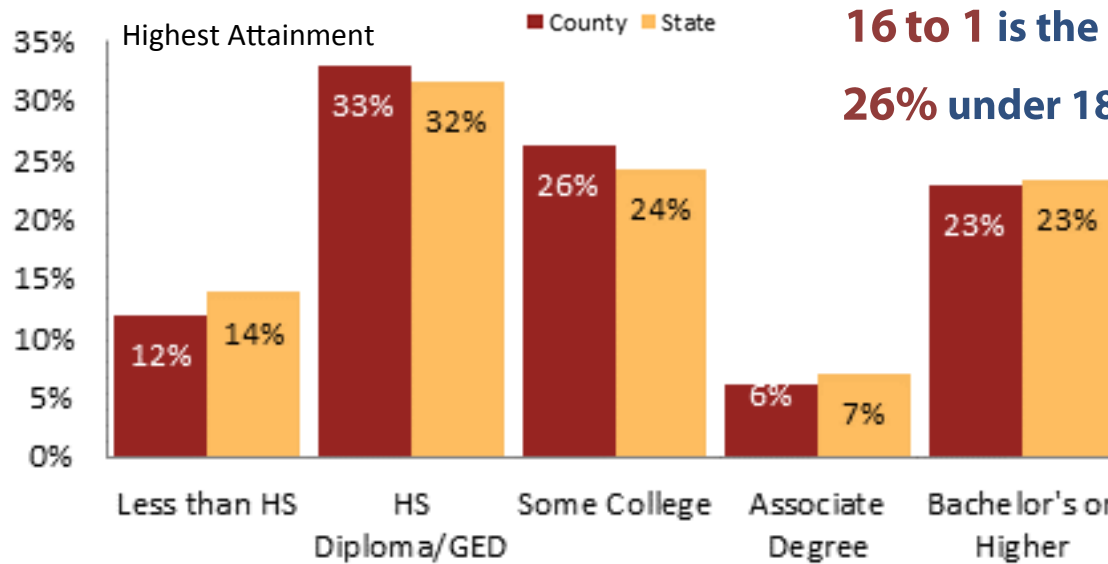


Education

65% of students eligible for free/reduced lunch (43rd)

16 to 1 is the student to teacher ratio (23rd)

26% under 18 yrs. are children of color (64th)



Health

23% of adults smoke (49th)

20% of residents under 65 are uninsured (67th)

34% of adults are obese (28th)

29 births per 1000 teenage girls (73rd)

8% are enrolled in Medicare (73rd)

2% are receiving social security disability (59th)

9th

Overall healthiest

For more county level data sheets and source information visit

www.okpolicy.org/countystats

A rank of 1st indicates highest and 77th is lowest